

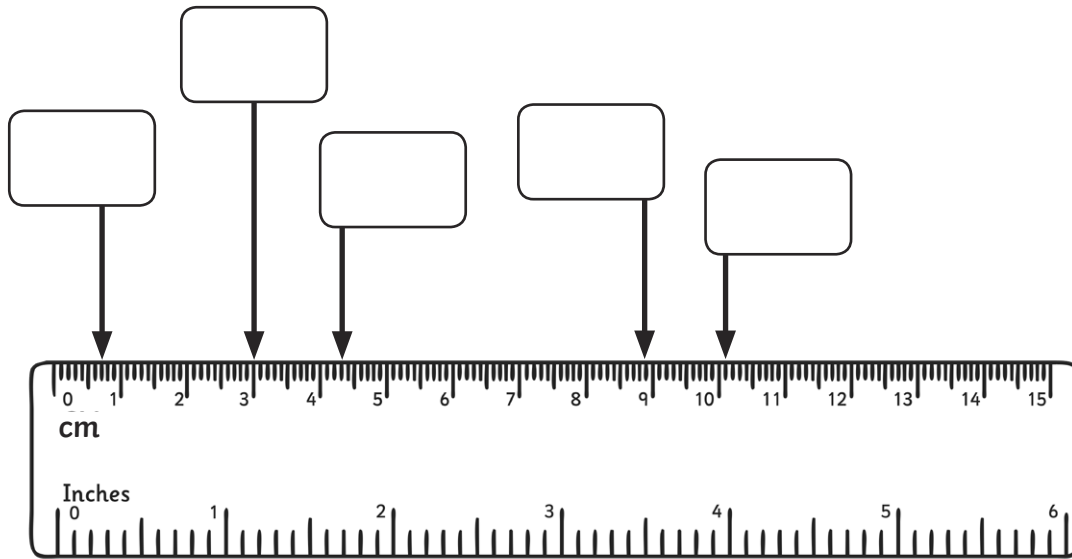
Name:

Date:

Year 4 Length Assessment

I can use scaled instruments to measure and compare lengths to the nearest millimetre (ACMMG084)

1. Record the lengths in mm on the ruler.




5 marks

2. Use the following numbers to fill in the approximate length of each object:

- 2
- 18
- 25
- 30


a. A Sharpener _____ mm.



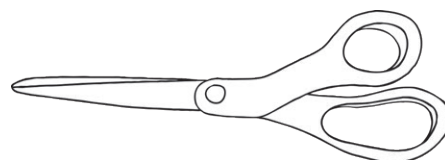
b. A4 Sheet of paper _____ cm.



c. A Bed _____ m.



d. A pair of Scissors _____ cm.



4 marks

total for this page

3. Circle the units of measurement are used to measure length:

grams

litres

kilograms

millimetres

kilometres

metres

centimetres

millilitres

milligrams

5 marks



4. Draw a line that is:

a. 8cm.

b. 8mm.

c. 80mm.

3 marks




5. Did you notice anything when drawing the lines in question 4?

1 mark



total for this page

6. Measure these lines in mm.

a.		<input type="text" value="mm"/>
b.		<input type="text" value="mm"/>
c.		<input type="text" value="mm"/>
d.		<input type="text" value="mm"/>
e.		<input type="text" value="mm"/>

5 marks

7. Now order those lines from shortest (1) to longest (5).

1	<input type="text"/>
2	<input type="text"/>
3	<input type="text"/>
4	<input type="text"/>
5	<input type="text"/>

5 marks

8. What is something you are curious to learn about measuring length? Take this question as an opportunity to clear up something you're not sure about or throw your teacher an oddball question!

****END OF TEST****

total for this page